


Contents of Kit:

- 10 QuickStix Strips packed in a moisture-resistant canister
- 10 disposable sample cups with lids
- EB2 Extraction Buffer
- reaction vials
- transfer pipettes
- measuring cup for buffer

Items Not Provided:

- Portable scale to weigh hay (ProScale CP-120 or equivalent)

Contact EnviroLogix to order bulk-packaged kits. Bulk kits include EB2 Extraction Buffer Concentrate. To prepare 1 liter, mix 50 mL of 20x Concentrate with 950 mL of distilled or deionized water. Store refrigerated when not in use; allow to come to room temperature before using.



Catalog Number AS 045 AHF

Intended Use

This EnviroLogix QuickStix Kit for Roundup Ready Alfalfa Hay is designed to extract and detect the presence of CP4 EPSPS protein in cored or ground alfalfa hay at levels of approximately 5% or above, dependent upon the expression level of the Roundup Ready plant.

This test is intended to give the producer, purchaser, or exporter a screening method for identification of the presence of Roundup Ready alfalfa hay from cored field samples and/or ground hay lab samples at levels of 5% or more, based on weight/weight (w/w) ratios. The results of each sample tested are only as representative as the sample is of the entire lot, so adherence to proper principles of hay sampling is key.

How the Test Works

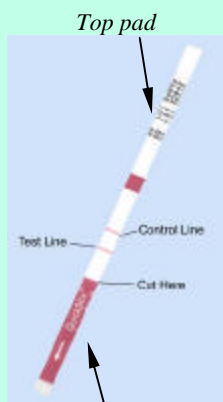
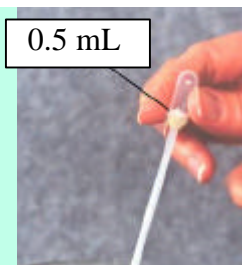
In order to test for the Roundup Ready protein expressed by Roundup Ready alfalfa hay, an extract of the composite hay sample must be prepared. Extracts of cored hay and ground hay are prepared for testing using different methods (see Sample Preparation section).

Each QuickStix Strip has an absorbent pad at each end. The protective tape with arrows indicates the end of the strip to insert into the sample extract. The sample travels up the membrane strip and is absorbed into the larger pad at the top of the strip. The portion of the strip between the protective tape and the absorbent pad at the top of the strip is used to view the reactions as described under “Interpreting the Results”.

Sample Preparation

It is very important that the sample tested is representative of the entire lot of hay. A composite sample for each hay lot is required to run the test.

1. Select alfalfa hay for testing, either:
 - TEST CORED HAY - Weigh 5 grams from the mixed, composite sample of cores and place in the disposable sample cup provided with the kit.
 - TEST GROUND HAY - After grinding composite sample, remove 1 gram and place in the disposable sample cup provided in the kit. Use a balance to weigh out ground material carefully and avoid cross-contaminating samples with hay fines.
2. Using the measuring cup, add 40 mL of Extraction Buffer to the disposable sample cup containing hay, and securely close the lid.
3. Shake cup for 1 minute by hand. Look at the bottom of the cup and confirm that all material is wet from the shaking process before proceeding. Continue shaking until all material is wet.



*This end in sample—
Make sure extract level
is no higher than
the tops of the arrows*

4. Draw up enough liquid portion from the settled sample to fill the long narrow tip of the transfer pipette up to the line at the top of the flared portion of the pipette bulb (see illustration, left). Avoid pulling up particles. Dispense extract (~0.5 mL) into reaction vial.

How to Run the QuickStix Strip Test

1. Allow refrigerated canisters to come to room temperature before opening. Remove the QuickStix Strips to be used. Avoid bending the strips. Reseal the canister immediately.
2. Place one strip, colored arrows pointing down, into the reaction vial containing extract. The sample will travel up the strip.
3. Allow the strip to develop for 5 minutes before making final assay interpretations.
4. If you wish to retain the strip, cut off and discard the bottom section of the strip covered by the arrow tape.

NOTE: Use extreme caution to prevent sample-to-sample cross-contamination with hay, dust, fluids, or disposables.

Interpreting the Results

Development of the Control Line within 5 minutes indicates that the strip has functioned properly. Any strip that does not develop a Control Line should be discarded, and the sample retested using another strip.

If the extract is from a sample containing approximately 5% (w/w) or more Roundup Ready alfalfa hay, a second pink line (Test Line) will develop on the membrane strip between the Control Line and the protective tape. **Any pink line in the Test Line area, no matter how light, should be interpreted as positive for CP4 EPSPS protein expression.**

If the extract is from a negative sample, the strip will only develop the Control Line.



Kit Storage

This kit can be stored at room temperature, or refrigerated for a longer shelf life. Please note the shelf life on the kit label for each storage temperature. The kit may be used in field applications; however, prolonged exposure to high temperatures may adversely affect the test results. Do not open the desiccated canister until ready to use the test strips.



Precautions and Notes

- This kit is designed for screening for presence or absence only, and is meant to be a qualitative test.
- The strips will detect Roundup Ready protein in sample extracts prepared following the specified extraction procedure at composite hay levels of approximately 5% (w/w) Roundup Ready alfalfa or more and is dependent upon the expression level of the Roundup Ready alfalfa plant.
- An example of a 5% (w/w) sample would be a mixed composite sample containing 5 grams of Roundup Ready alfalfa hay and 95 grams of conventional alfalfa hay.
- This product is currently not applicable for use in any other crop.
- As with all tests, it is recommended that results be confirmed by an alternate method when necessary.
- The assay has been optimized with the protocol and with the buffer provided in the kit. Deviation from this protocol may invalidate the results of the test.
- A negative result with this kit does not mean that the sampled tissue has not been otherwise genetically modified.
- It is not safe to conclude that a sample is negative before a full 5 minutes have elapsed.
- Protect all components from hot or cold extremes of temperature when not in use. Do not leave in direct sunlight or in vehicle.



**For Technical Support
Contact Us At:**

EnviroLogix
500 Riverside Industrial
Parkway
Portland, ME 04103-1486
USA

Tel: (207) 797-0300
Toll Free: 866-408-4597
Fax: (207) 797-7533

e-mail:
info@envirologix.com

website:
www.envirologix.com



LIMITED WARRANTY

EnviroLogix Inc. ("EnviroLogix") warrants the products sold hereunder ("the Products") against defects in materials and workmanship when used in accordance with the applicable instructions for a period of one year from the date of shipment of the products or if shorter, for a period not to extend beyond a product's printed expiration date. If the Products do not conform to this Limited Warranty and the customer notifies EnviroLogix in writing of such defects during the warranty period, including an offer by the customer to return the Products to EnviroLogix for evaluation, EnviroLogix will repair or replace, at its option, any product or part thereof that proves defective in materials or workmanship within the warranty period.

NEITHER ENVIROLOGIX NOR MONSANTO MAKES ANY OTHER WARRANTIES, EXPRESSED OR IMPLIED, INCLUDING BUT NOT LIMITED TO ANY IMPLIED WARRANTIES OF MERCHANTABILITY OR FITNESS FOR A PARTICULAR PURPOSE. The warranty provided herein and the data, specifications and descriptions of EnviroLogix products appearing in EnviroLogix published catalogues and product literature are EnviroLogix' sole representations concerning the Products and warranty. No other statements or representations, written or oral, by EnviroLogix' employees, agents or representatives, except written statements signed by a duly authorized officer of EnviroLogix Inc., are authorized; they should not be relied upon by the customer and are not a part of the contract of sale or of this warranty.

EnviroLogix does not warrant against damages or defects arising in shipping or handling, or out of accident or improper or abnormal use of the Products; against defects in products or components not manufactured by EnviroLogix, or against damages resulting from such non-EnviroLogix made products or components. EnviroLogix passes on to customer the warranty it received (if any) from the maker thereof of such non-EnviroLogix made products or components. This warranty also does not apply to Products to which changes or modifications have been made or attempted by persons other than pursuant to written authorization by EnviroLogix.

THIS WARRANTY IS EXCLUSIVE. The sole and exclusive obligation of EnviroLogix shall be to repair or replace the defective Products in the manner and for the period provided above. EnviroLogix shall not have any other obligation with respect to the Products or any part thereof, whether based on contract, tort, strict liability or otherwise. Under no circumstances, whether based on this Limited Warranty or otherwise, shall EnviroLogix be liable for incidental, special, or consequential damages.

This Limited Warranty states the entire obligation of EnviroLogix with respect to the Products. If any part of this Limited Warranty is determined to be void or illegal, the remainder shall remain in full force and effect.

License

EnviroLogix has developed this kit using proprietary reagents as well as reagents licensed from Monsanto Company.

*Roundup Ready is a registered trademark of Monsanto Technology, LLC
EnviroLogix, the EnviroLogix logo, and QuickStix are trademarks of EnviroLogix Inc.*

© EnviroLogix 2005