


QuickGuide™ for Botrytis Testing On Ornamentals

Test at any point - field thru retail



Test Procedure



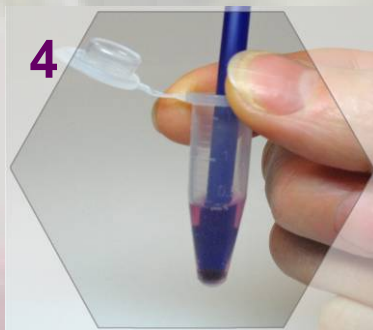
1 Make two punches from suspected area of petal



2 Grind the tissue using the pestle



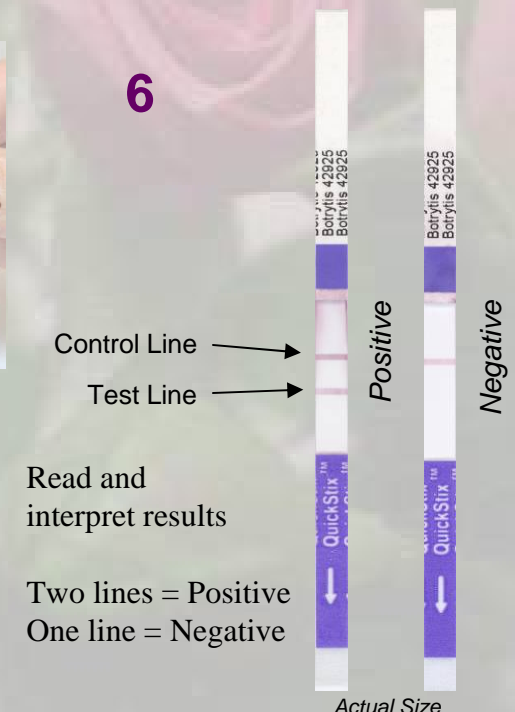
3 Add 12 drops of buffer



4 Mix the buffer and petal tissue with pestle



5 Insert QuickStix into vial arrows first, and wait for 10 minutes



6 Read and interpret results

Two lines = Positive
One line = Negative

Cat No. AS-049-OR
Refer to product insert for detailed instructions



500 Riverside Industrial Parkway • Portland, ME 04103 • www.envirologix.com • 1-866-408-4597 • 1-207-797-0300