

QuickGuide

QuickTox Kit for Aflatoxin (20 ppb visual)


Sample Preparation



1. Collect and grind a representative corn sample to a 20 mesh screen size



Ground too coarse = improper extraction



Ground too fine = sample may not flow

Test Procedure



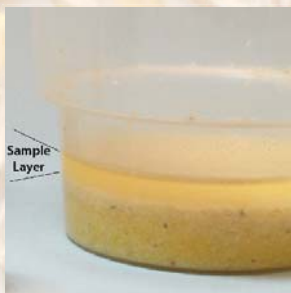
1. Add 10-50 gram sub-sample to container



2. Add 2 mL/gram of solvent (example: 20 mL for 10 gram sample)



3. Shake 1 minute on mechanical shaker or by hand for 1½ minutes



4. Allow to settle into two layers - top layer is where sample is taken

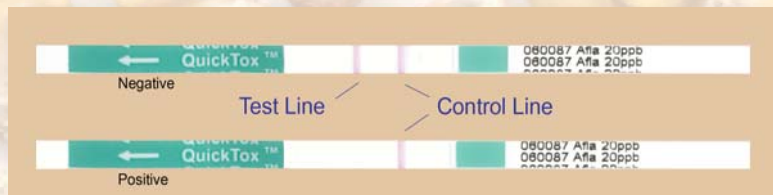


5. Add one pipette of tap water to vial first, then one from sample



6. Stir well with pipette and add test strip, wait 5 minutes for results

Test Interpretation



If **two** lines form, the sample is **negative**

Any Test Line, no matter how light, should be considered less than 20 ppb.

If a second line does not appear within 5 minutes, the sample is positive.