

Highlights:

- Results in 10 minutes or less
- Strips in convenient comb format


Contents of Kit:

- 48 QuickStix Strips assembled as 6 combs of 8 strips packaged in a foil bag
- EB2 Extraction Buffer

Items Not Provided:

- Seed crusher
- Repeating pipetter or other means of dispensing 0.5-0.6 mL per well (delinted) and/or 0.25 and 0.5 mL per well (fuzzy)
- Pin plate or other means of stirring extract (fuzzy)

Contact EnviroLogix to order bulk-packaged combs. Bulk kits include EB2 Extraction Buffer Concentrate. To prepare, mix the 20x Concentrate with 950 mL of distilled or deionized water. Store refrigerated when not in use; allow to come to room temperature before using.



Cotton seeds in plate

Catalog Number AS 011 STC

Intended Use

This EnviroLogix QuickStix Comb Kit for Roundup Ready cotton seed is designed to extract and detect the presence of CP4 EPSPS protein at the levels typically expressed in genetically modified cotton seed tissue.

How the Test Works

Cotton plants and seeds that have been genetically modified with a glyphosate (Roundup®) - tolerant gene express CP4 EPSPS protein in their seed. To detect the CP4 EPSPS protein with the EnviroLogix QuickStix Comb, the sample must first be extracted in buffer to solubilize the protein.

Each QuickStix Strip has an absorbent pad at each end. The protective tape with the arrow indicates the end of the strip to insert into the sample extract. The sample will travel up the membrane strip and be absorbed into the larger pad at the top of the strip. The portion of the strip between the protective tape and the absorbent pad at the top of the strip is used to view the reactions as described under "Interpreting the Results". Please avoid bending the strips.

Sample Preparation

A. Delinted Seed:


- A1. Load individual delinted cotton seeds into each of the 48 wells.
- A2. Crush seeds with hydraulic press or equivalent.
- A3. The crushed state of the seed is visible through the bottom of the microplate or by gently lifting the crusher. Gently shake the crusher while lifting to dislodge any seed. Use extreme care, do not cross-contaminate the wells!
Clean crusher prongs prior to using on the next plate.
- A4. Add 0.5-0.6 mL of Extraction Buffer to each well and cover.
- A5. Mix on orbital shaker or equivalent for 3 minutes. Remove and discard the plate cover.
- A6. Use crushed seed samples the same day they are prepared.

To improve extraction efficiency:

- Use room temperature to lukewarm buffer to extract the seeds.
- Longer soak times can increase the strength of the Test Line (better extraction).
- If seed material gets stuck to the plate bottom, use the QuickStix to gently mix the extract as soon as you insert it into the well.
- The extract takes on a yellow to brown opaque color when the seeds are crushed and mixed properly. If the extract is clear, the seed coat may be empty or the sample may not be well mixed. The seeds should contain an adequate amount of mature endosperm and embryonic tissues, not empty seed coats.



Add Extraction Buffer



Place combs in plate



Any clearly discernable pink Test Line is considered positive

B. Fuzzy Seed:

- B1. Add 0.25 mL of Extraction Buffer to each well.
- B2. Remove any extra linters on the fuzzy cotton seeds and load one seed into each of the 48 wells.
- B3. Crush seeds twice with hydraulic press (4-5 ton) or equivalent.
- B4. Gently shake the crusher while lifting to dislodge any seed. Use extreme care, do not cross-contaminate the wells! **Clean crusher prongs prior to using on the next plate.**
- B5. Add 0.5 mL of Extraction Buffer to each well and cover.
- B6. Mix covered plate on orbital shaker (~600 rpm) or equivalent for 7 minutes. Remove and discard the plate cover.
- B7. Use pin plate or equivalent to vigorously break up seeds and mix with extract until all wells exhibit cloudy extract. Use extreme care not to cross-contaminate the wells. **Clean pin plate prior to using on next plate.**
- B8. Use crushed seed samples the same day they are prepared.

How to Run the QuickStix Comb Test

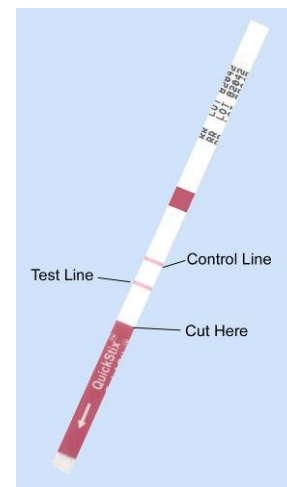
1. Allow refrigerated foil bag to come to room temperature before opening. Remove a QuickStix Comb from the bag and reseal the bag. A blank space is provided to label each Comb if desired. Place the comb of strips into the plate wells, being sure to insert the end indicated by the arrows on the protective tape.
2. After inserting the comb into the extracts, liquid will travel up the membrane strips toward the absorbent pads at the top of the strips. Soon after complete wetting of the membrane, a line will appear on the membrane approximately 1/4 inch below the top absorbent pad. This is the Control Line.
3. The results should develop within 5 to 10 minutes. Allow the strips to develop for a full 10 minutes (if testing delinted seed) or 7 minutes (for fuzzy seed) before making final negative assay interpretations. Strongly positive samples may show results much sooner. Remove the QuickStix Comb from the wells to read. If you wish to retain the sticks, cut off the bottom section of each stick covered by the arrow tape.

Interpreting the Results

Development of the Control Line within the test time indicates that the strip has functioned properly. Any strip that does not develop a Control Line should be discarded, and the sample re-tested using another strip.

If the extract is from a Roundup Ready seed, a second line (Test Line) will develop on the membrane strip between the Control Line and the protective tape. *The results should be interpreted as positive for CP4 EPSPS protein expression.*

If no Test Line is observed after 10 minutes have elapsed, the results should be interpreted as negative. A negative result means the sample contains less CP4 EPSPS protein than is typically expressed in the seeds of Roundup Ready modified cotton plants.





Kit Storage

This Kit should be stored at room temperature, or refrigerated for longer shelf life. Please note the shelf life on the kit label for each storage temperature. The kit may be used in field applications; however, prolonged exposure to high temperatures may adversely affect the test results. Important: do not open the foil bag until you are ready to use the combs. Allow foil bags to come to room temperature before opening to prevent condensation. Immediately re-seal unused QuickStix Combs in the bag.

Precautions and Limitations

- This kit is designed to screen for presence or absence only, and is not meant to be quantitative.
- As with all tests, it is recommended that results be confirmed by an alternate method when necessary.
- The assay has been optimized to be used with the protocol provided in the kit. Deviation from this protocol may invalidate the results of the test.
- The results generated through the proper use of this kit reflect the condition of the working sample directly tested. Extrapolation as to the condition of the originating lot, from which the working sample was derived, should be based on sound sampling procedures and statistical calculations which address random sampling effects, non-random seed lot sampling effects and assay system uncertainty. A negative result obtained when properly testing the working sample does not necessarily mean the originating lot is entirely negative for the analyte or protein in question.
- A strong positive result may safely be interpreted in as little as 2 minutes after sample addition. It is not safe, however, to interpret negative results before the full test time has elapsed.
- Protect all components from hot or cold extremes of temperature when not in use. Do not leave in direct sunlight or in a vehicle.

**For Technical Support
Contact Us At:**

EnviroLogix
500 Riverside Industrial
Parkway
Portland, ME 04103-1486
USA

Tel: (207) 797-0300
Toll Free: 866-408-4597
Fax: (207) 797-7533

e-mail:
info@envirologix.com

website:
www.envirologix.com

**LIMITED WARRANTY**

EnviroLogix Inc. ("EnviroLogix") warrants the products sold hereunder ("the Products") against defects in materials and workmanship when used in accordance with the applicable instructions for a period not to extend beyond a product's printed expiration date. If the Products do not conform to this Limited Warranty and the customer notifies EnviroLogix in writing of such defects during the warranty period, including an offer by the customer to return the Products to EnviroLogix for evaluation, EnviroLogix will repair or replace, at its option, any product or part thereof that proves defective in materials or workmanship within the warranty period.

NEITHER ENVIROLOGIX NOR MONSANTO MAKES ANY OTHER WARRANTIES, EXPRESS OR IMPLIED, INCLUDING BUT NOT LIMITED TO ANY IMPLIED WARRANTIES OF MERCHANTABILITY OR FITNESS FOR A PARTICULAR PURPOSE. The warranty provided herein and the data, specifications and descriptions of EnviroLogix products appearing in EnviroLogix published catalogues and product literatures are EnviroLogix' sole representations concerning the Products and warranty. No other statements or representations, written or oral, by EnviroLogix' employees, agents or representatives, except written statements signed by a duly authorized officer of EnviroLogix Inc., are authorized; they should not be relied upon by the customer and are not a part of the contract of sale or of this warranty.

EnviroLogix does not warrant against damages or defects arising in shipping or handling, or out of accident or improper or abnormal use of the Products; against defects in products or components not manufactured by EnviroLogix, or against damages resulting from such non-EnviroLogix made products or components. EnviroLogix passes on to customer the warranty it received (if any) from the maker thereof of such non-EnviroLogix made products or components. This warranty also does not apply to Products to which changes or modifications have been made or attempted by persons other than pursuant to written authorization by EnviroLogix.

THIS WARRANTY IS EXCLUSIVE. The sole and exclusive obligation of EnviroLogix shall be to repair or replace the defective Products in the manner and for the period provided above. EnviroLogix shall not have any other obligation with respect to the Products or any part thereof, whether based on contract, tort, strict liability or otherwise. Under no circumstances, whether based on this Limited Warranty or otherwise, shall EnviroLogix be liable for incidental, special, or consequential damages.

This Limited Warranty states the entire obligation of EnviroLogix with respect to the Products. If any part of this Limited Warranty is determined to be void or illegal, the remainder shall remain in full force and effect.

License

EnviroLogix has developed this kit using proprietary reagents as well as reagents licensed from Monsanto Company.

*Roundup Ready is a registered trademark of Monsanto Technology, LLC
EnviroLogix, the EnviroLogix logo, and QuickStix are trademarks of EnviroLogix Inc.*

© EnviroLogix 2019